

USE AND MAINTENANCE INSTRUCTIONS

# CROCH'TY ACCESSORY

REF.

FTC/CT

OCTOBER 2016 VERSION (TRANSLATED)

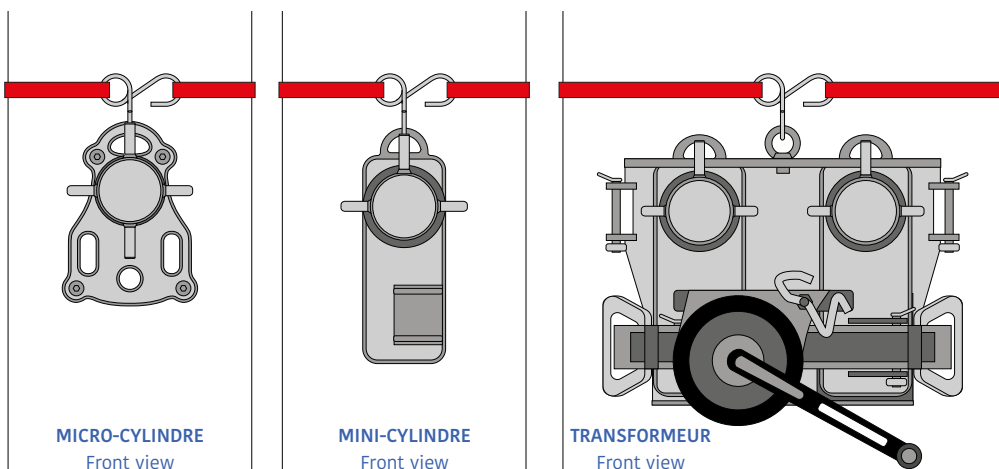


## 1 TECHNICAL DATA

Hook	304 stainless steel
Red 25 mm strap (9 m long)	100 % polyester
Cam-lever buckle	Galvanised steel
Total weight	550 g

## 2 EQUIPMENT DESCRIPTION

The CROCH'TY is an accessory used to set up all friction devices with an upper fixation ring (see examples below):



It makes it easier to position the friction device very precisely before fixing the anchoring strap(s). This way, the user needs no help to set it up.

## 3 USE

**This system must be used:**

- Only for tree care operations
- On a tree trunk,
- By trained and/or competent people,
- In respect of the manufacturer's and/or seller's recommendations,
- Only after having read and understood these instructions.



**THIS PRODUCT CANNOT BE USED:**

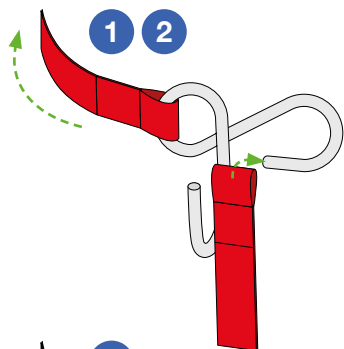
- FOR LOADS HEAVIER THAN 60 KG
- TO LIFT/HANG PEOPLE
- TO HANG OBJECTS (HIGHER THAN 1.7 M)



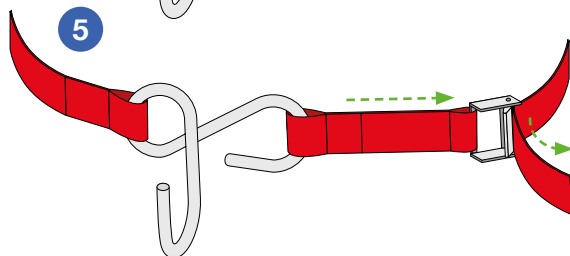
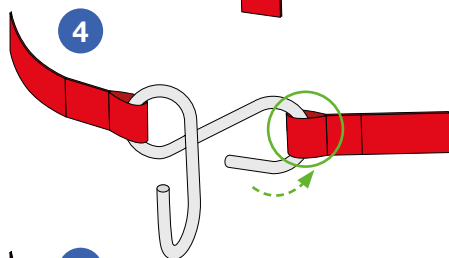
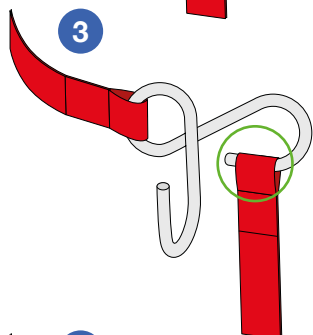
## 4 STORAGE AND MAINTENANCE

Clean with clear water and mild soap, rinse thoroughly. Store in a dry place, free from exposure to weather; shocks; heat sources more than 40°C; and abrasive, acidic or corrosive materials capable of damaging it and/or reducing its technical performance.

## 5 SET UP



- 1 Unroll the necessary length of strap.
- 2 Put it around the truck and bring the strap loop to the hook.
- 3 Pass the strap loop around the hook.
- 4 Place the strap so that it is horizontal.
- 5 Tighten the strap with the cam-lever buckle.  
The CROCH'TY is ready for your friction device.





PLAY WITH GRAVITY

---

1355, chemin de Malombre • Z.I. Les Plaines

26780 MALATAVERNE • FRANCE

(+33) 475 528 640 • [contact@ftc-tree.com](mailto:contact@ftc-tree.com)

[www.ftc-tree.com](http://www.ftc-tree.com)